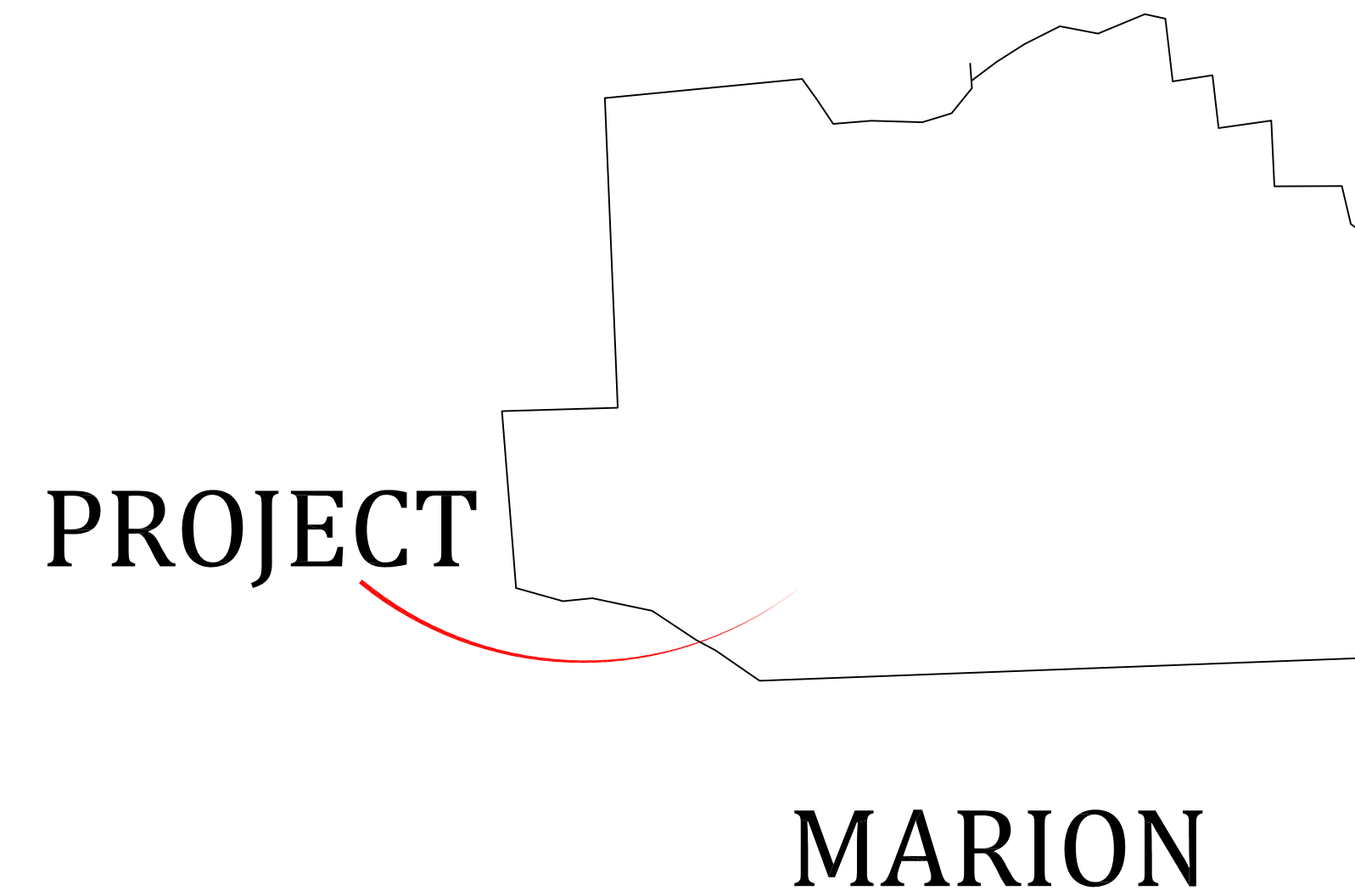
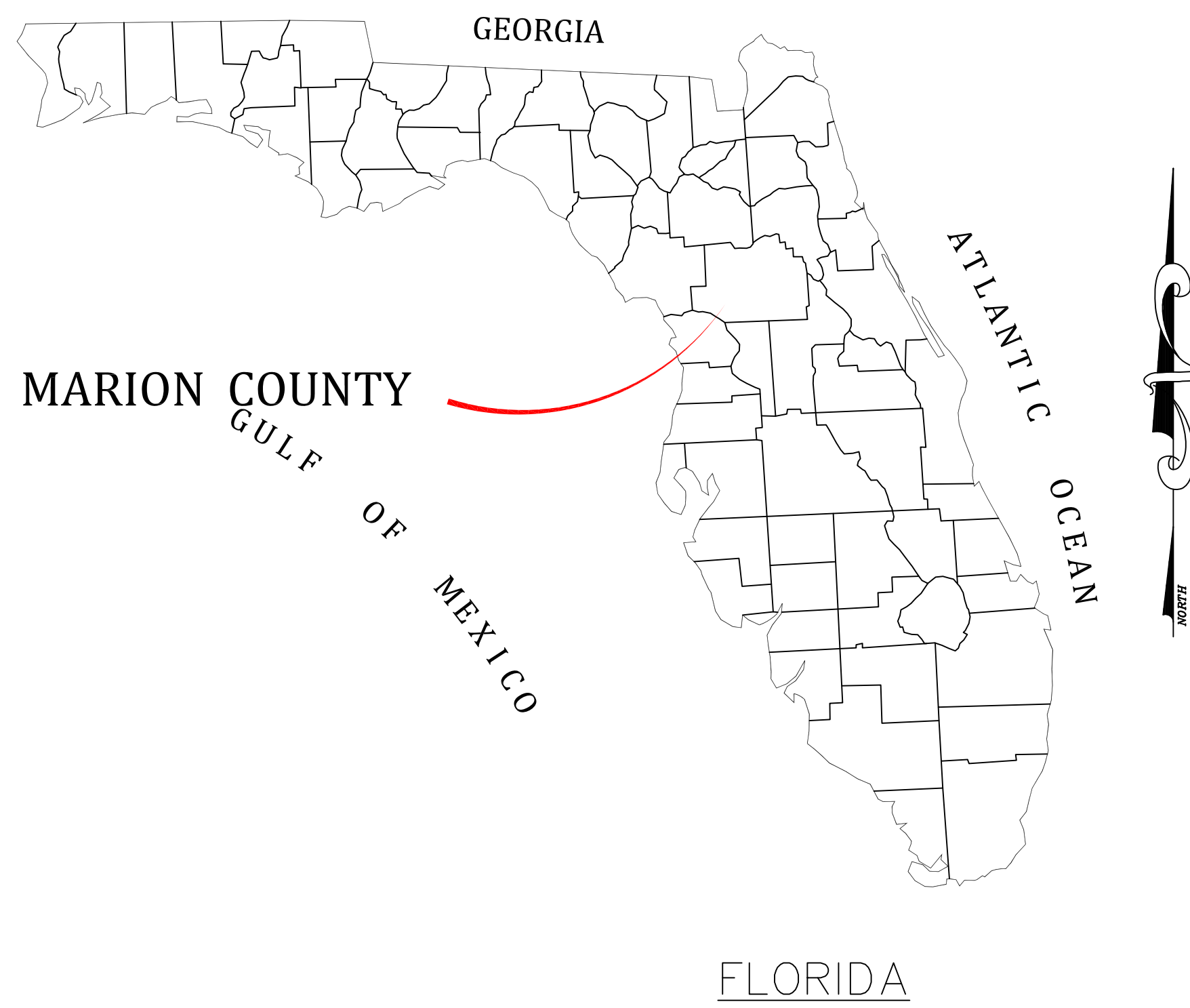


PROPOSED CIVIL PLANS FOR RIVERLAND BAPTIST CHURCH


CIVIL CONSTRUCTION PLANS CONTENTS:

SWFWMD & MARION COUNTY

1. COVER
2. EXISTING
3. PROPOSED
4. UTILITY



PROJECT LOCATION: 19455 SW 61ST DUNNELLON, FL 34432



This item has been digitally signed and sealed by Michael D. Wilburn, PE, on 4/2/2025
Printed copies of this document are not considered signed and sealed and the signature must be verified on any electronic copies.

DESIGN	MICHAEL D. WILBURN, P.E.		LICENSE NO. 76061
	ENGINEER OF RECORD: MICHAEL D. WILBURN, P.E. PO BOX 938 FLORAL CITY, FL 34436 PHONE (352)-697-5384		
DRAFTING	JOB: RIVERLAND BAPTIST CHURCH		
	DATE: 8/20/24		
INSPECTIONS	COVER		
	SCALE: NTS		
ENGINEERING	PAGE: 1		

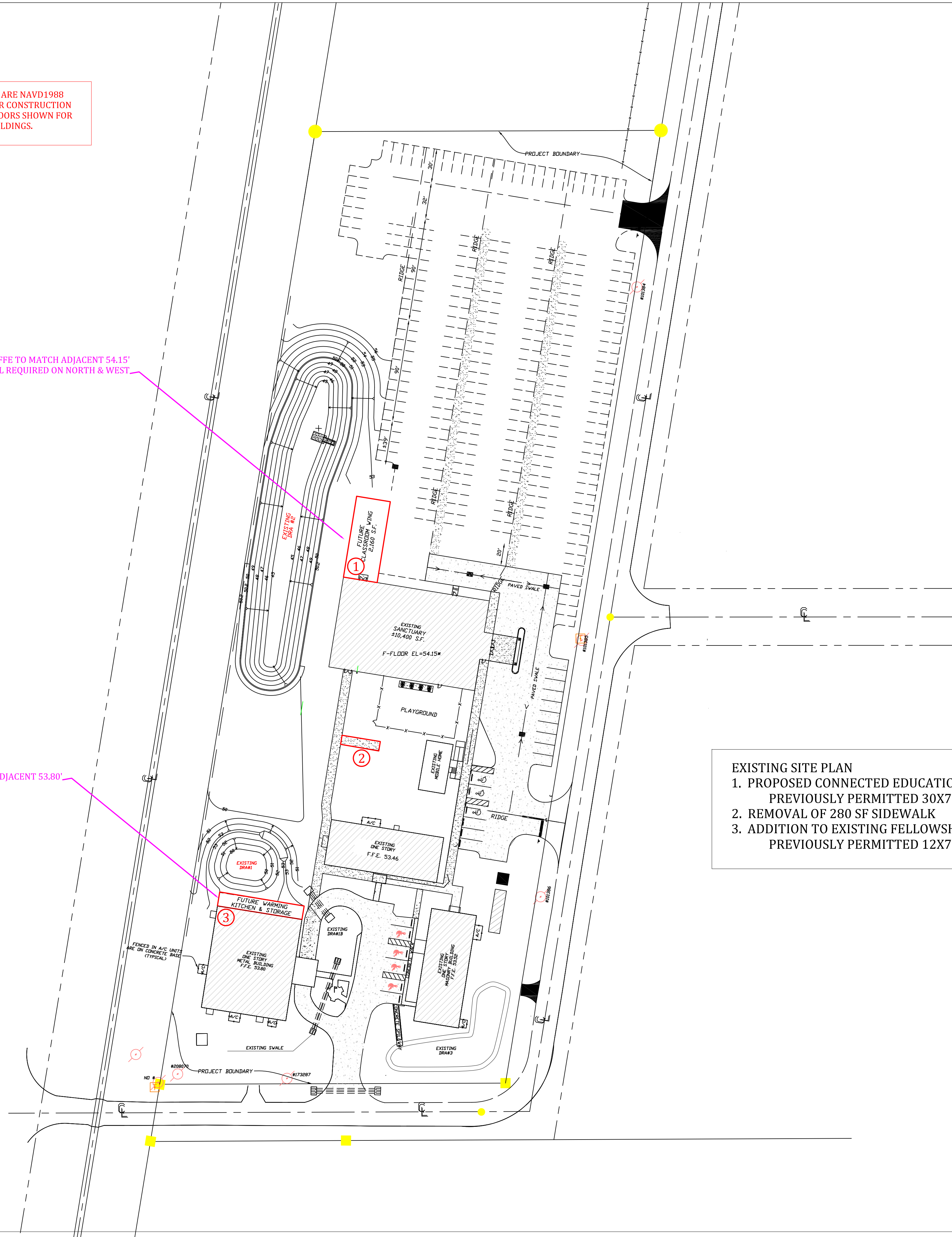


CERTIFICATE OF
AUTHORIZATION
32355

ALL ELEVATIONS SHOWN ARE NAVD1988 BENCHMARKS UTILIZED FOR CONSTRUCTION SHALL BE THE FINISHED FLOORS SHOWN FOR THE EXISTING BUILDINGS.

FFE TO MATCH ADJACENT 54.15' STEMWALL REQUIRED ON NORTH & WEST

FFE TO MATCH ADJACENT 53.80'



EXISTING SITE PLAN
 1. PROPOSED CONNECTED EDUCATION BUILDING PREVIOUSLY PERMITTED 30X72 (2162 SF)
 2. REMOVAL OF 280 SF SIDEWALK
 3. ADDITION TO EXISTING FELLOWSHIP HALL PREVIOUSLY PERMITTED 12X75 (900 SF)



CERTIFICATE OF AUTHORIZATION
 32355

ENGINEERING

INSPECTIONS

DRAFTING

DESIGN

JOB: RIVERLAND BAPTIST CHURCH

PAGE: 2

DATE: 8/24/24

SCALE: 1" = 50'

ENGINEER OF RECORD:
 MICHAEL D. WILBURN, P.E.
 PO BOX 938
 FLORAL CITY FL 34436
 PHONE (352)-697-5384

MICHAEL D. WILBURN, P.E.

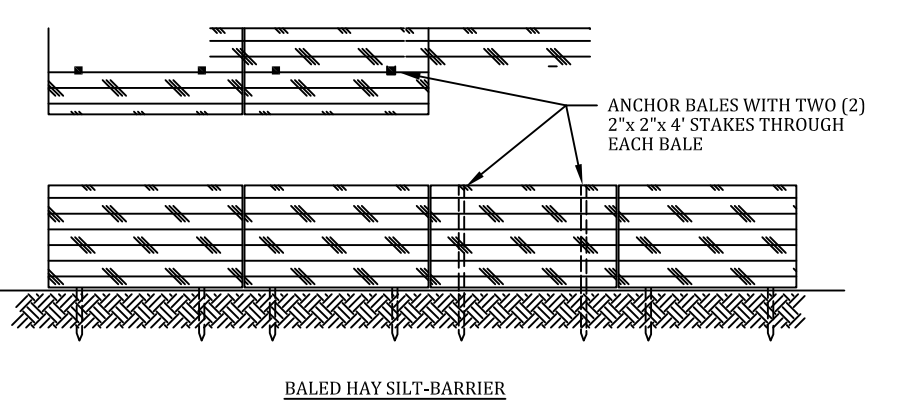
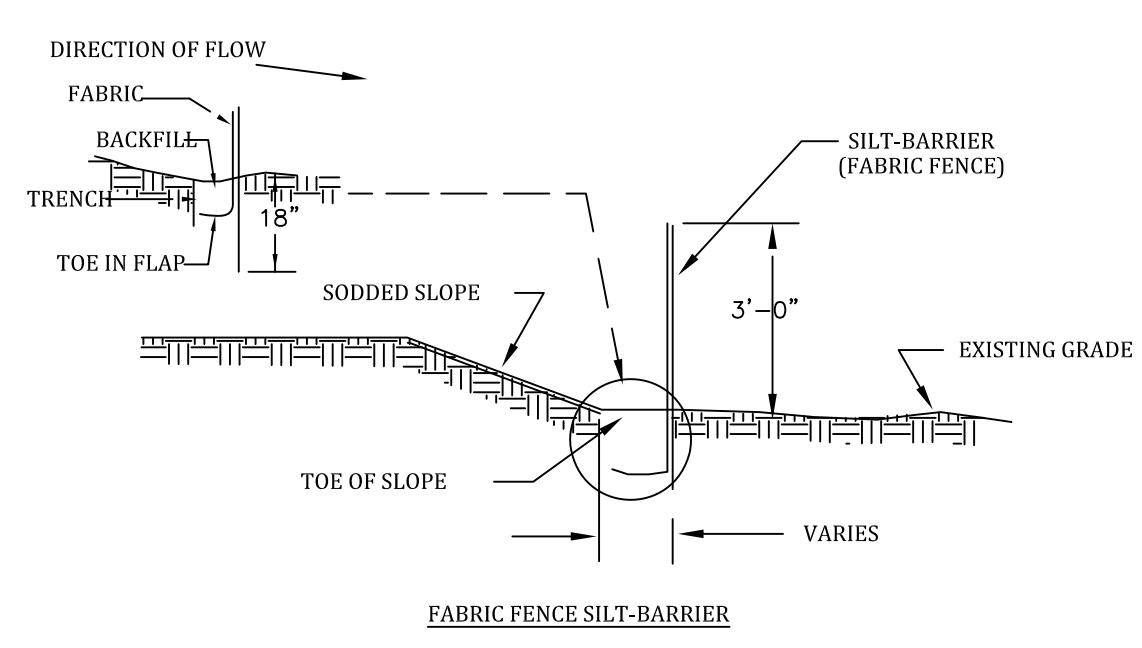
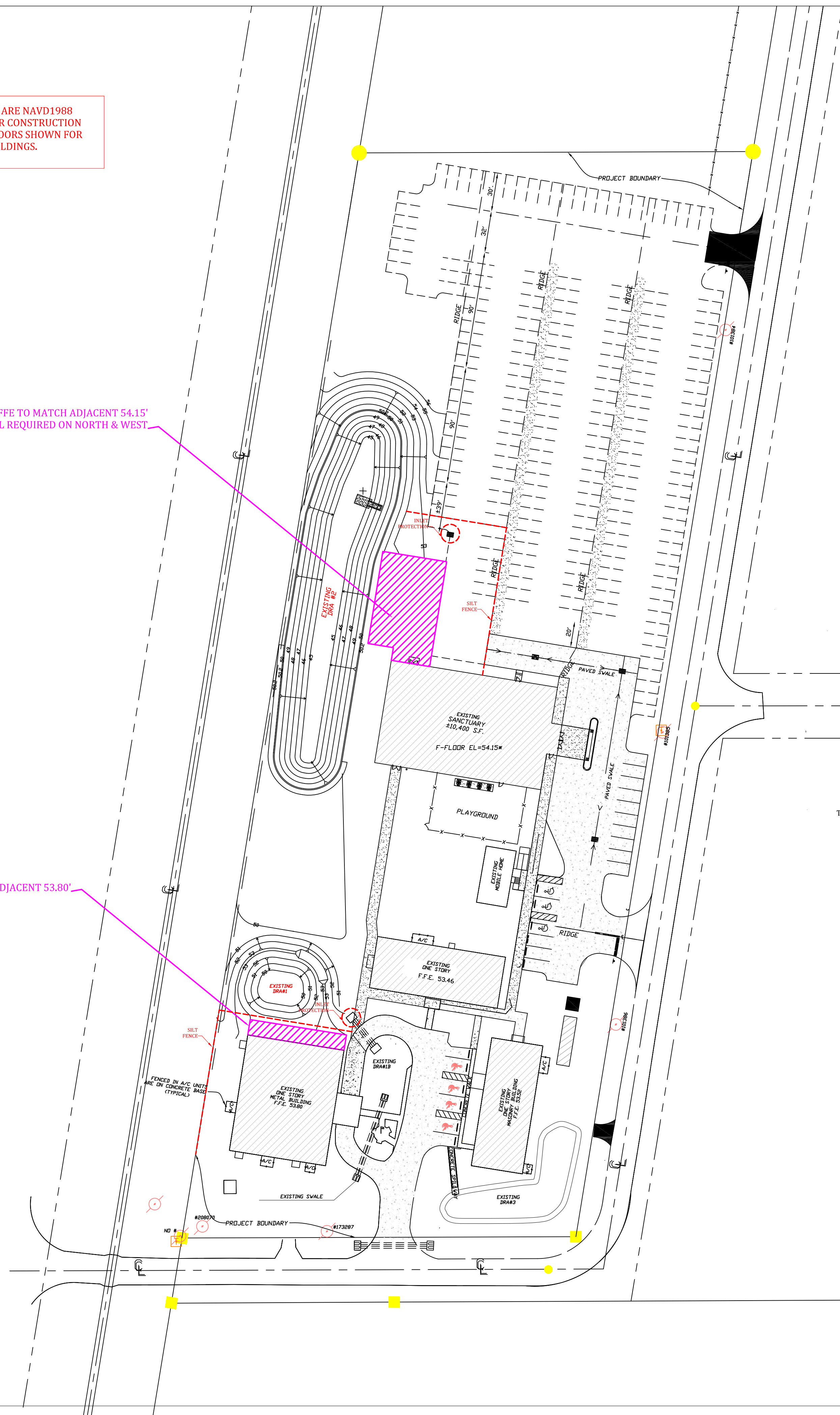
EXISTING PERMITTED PLAN

LICENSE NO. 76061

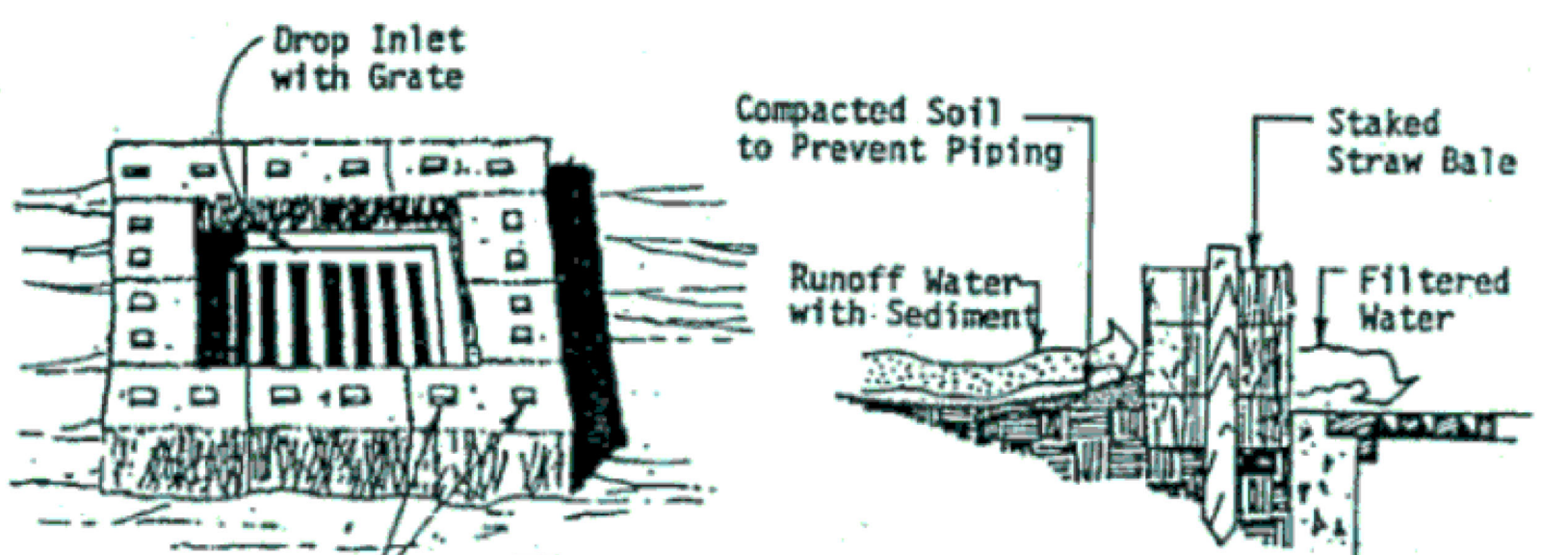
ALL ELEVATIONS SHOWN ARE NAVD1988 BENCHMARKS UTILIZED FOR CONSTRUCTION SHALL BE THE FINISHED FLOORS SHOWN FOR THE EXISTING BUILDINGS.

FFE TO MATCH ADJACENT 54.15' STEMWALL REQUIRED ON NORTH & WEST

FFE TO MATCH ADJACENT 53.80'



- PERIMETER EROSION AND SEDIMENT CONTROL**
- NOTES:
- CONTRACTOR IS REQUIRED TO PREVENT ANY SEDIMENT TRANSPORT FROM THE PROJECT SITE ON TO ADJACENT PROPERTY. INSTALLATION OF EITHER BALED HAY OR FABRIC FENCE TYPE SILT BARRIER IS ACCEPTABLE. THE BARRIER MUST REMAIN IN PLACE UNTIL UPLAND
 - BEFORE REMOVING SILT BARRIER, CONTRACTOR SHALL COLLECT AND DISPOSE OF ANY VEGETATION IS ESTABLISHED.



Straw Bales Staked with 2 Stakes Per Bale

Specific Application
 This method of inlet protection is applicable where the inlet drains a relatively flat area (slopes no greater than 5 percent) where sheet or overland flows (not exceeding 0.5 cfs) are typical. The method shall not apply to inlets receiving concentrated flows, such as in street or highway medians.


Calculations Per ERP 43026284.002					
Watershed #1		Watershed #2		Watershed #3	
Impervious Area (sf)	6791	Impervious Area (sf)	40201	Impervious Area (sf)	14388
Future Area (sf)		Future Area (sf)	2850	Future Area (sf)	0
Grass (sf)	1586	Grass (sf)	136806	Grass (sf)	18354
DRA (sf)	2595	DRA (sf)	14674	DRA (sf)	568
CN	89.47	CN	56.52	CN	65.49
*** Allowable based on calculations - Not Input Correctly on Permitted Plans - CN Value however corresponds to 2850SF					
Proposed Weighted Cn Values					
Watershed #1		Watershed #2		Watershed #3	
Impervious Area (sf)	6791	Impervious Area (sf)	39993	Impervious Area (sf)	14388
Proposed Area (sf)	903	Proposed Area (sf)	3890	Proposed Area (sf)	0
Future Area (sf)	0	Future Area (sf)	0	Future Area (sf)	0
Grass (sf)	1586	Grass (sf)	136806	Grass (sf)	18354
DRA (sf)	2595	DRA (sf)	14674	DRA (sf)	568
CN	94.32	CN	56.76	CN	65.49

DESIGN
 MICHAEL D. WILBURY, P.E.
 LICENSE NO. 76067

DRAFTING
 ENGINEER OF RECORD:
 MICHAEL D. WILBURY, P.E.
 PO BOX 938
 FLORAL CITY FL 34436
 PHONE (352)-697-5384

INSPECTIONS
 JOB: RIVERLAND BAPTIST CHURCH
 DATE: 8/24/24

ENGINEERING
 PAGE: 4
 SCALE: 1" = 50'
 PROPOSED SITE PLAN



CERTIFICATE OF AUTHORIZATION
 32355